

RAZOR MK3

Ultra-Thin Die-Cast LED Exit Sign

The Razor MK3 Classic's 5/8" profile provides a modern, inconspicuous LED exit sign with wall, canopy, pendant, or recessed wall-mounting options. Sophisticated electronics deliver impressive energy efficiency, consuming just 2 watts. Illumination of 18 fL—seven times the minimum code requirement—is achieved through a unique refractive-pattern light guide that evenly distributes the LED for flawless legend uniformity. Field-selectable top or end canopy mounting, snap-lock assembly, and an optional square pendant rod with matching slim-profile adapters and canopy simplify installation and enhance versatility across a wide range of architectural applications, including recessed wall mounting for a clean, integrated finish. The Razor MK3 delivers efficient performance in a slim, architecturally adaptable profile.



CONSTRUCTION

- Razor thin 5/8" Pressure Die Cast Aluminum. Available in Fine Grain Brushed Aluminum or powder coated pure White or Black finishes. Other finishes available to order
- Light Guide, light engine, batteries and electrical connectors are neatly housed in a single injection-molded frame assembly with flexible circuit board and simple mating connector.
- Mounts to standard 4S Junction box in Wall, Canopy or Pendant mount configurations
- Unique snap fit housing design eliminates unsightly hardware
- Removable face with field selectable chevron directional indicators
- Low profile canopy for universal end or top mount applications
- Hang Straight 1/2" Extruded Aluminum matching Tube Pendant and adapters.
- Recessed tray constructed of flame retardant, high-impact ABS plastic with integrated electronics, designed for discreet architectural applications (-REC option)
- Optional polycarbonate face shield with snap-fit installation ideal for vandal resistant and low level applications (U.L. listed for floor proximity installation)
- Also available with an additional remote powered sign (-REX option) or open face custom graphic (see data sheet RCG3)

ELECTRICAL

- Unique High intensity LED array provides exceptional energy efficiency with just 2 watts power consumption for both single and double face AC models. Battery backup models consume just 2.4 watts.
- Solid State circuitry provides optimum condition power supply for the LED's which are powered at less than 50% of their rated operating current ensuring minimal heat dissipation and subsequent exceptional LED life predicated to maintain 80% luminosity after 20 years continuous operation.
- Self-Diagnostic Battery monitoring on all 'EM' models
- Self-compensating constant current charger circuit monitors the condition of the battery pack and indicates via a flashing LED when battery needs replacing
- 120 or 277 VAC field selectable input
- Circuitry includes - Zero current LVCO, Brownout Sensing and Line-Latch

- Optional functions available: Self-Test, Self-Diagnostics, Fire Alarm Interface, Flash in Emergency Mode or Continuous Flash in AC mode, Infrared Remote testing (up to 40 feet away), Dual AC input and 2 Watt Remote Lamp Head Capacity.
- Premium High Temperature Maintenance free, eco-friendly Nickel Metal Hydride battery with fuse protection.
- Standard Battery Backup models are U.L. listed with 240 minutes emergency run time, 2.6 times longer than the 90 minute code requirement and assures optimum battery capacity over many years of natural depreciation. Remote lamp head rated models are U.L. listed for 90 minutes emergency run time.
- SD Option Compatibility - Supports an optional low-voltage remote Razor RZRR3 sign (-REX option required; Order RZRR3 Separately). When paired with the -RL option, it also supports one remote PRW1.5 head (-REX & -RL option required; Order RZRR3 and PRW Remote Head Separately). Alternatively, with only the -RL option, it supports a 2-watt remote load at 3.6V, compatible with two TCRH or PRW remote heads (-RL option required; Order TCRH or PRW remote heads separately).
- UL and CSA listed as standard "Suitable for use in damp locations 10° to 40° C"

ILLUMINATION

- Unique injection molded 3mm refractive light guide produces flawless uniformity and vibrantly illuminated 18fL legend - 7 times the minimum UL 924 requirement at a 100' viewing distance
- Red or Green LED with 6" letters and 3/4" stroke
- Maintenance free LED light source with 25+ year's life expectancy

CERTIFICATION

- Tested and Listed by Underwriters Laboratories in compliance with UL924 and CSA-C22.2 No. 14115. Razor also meets or exceeds all performance standards as required by NFPA 101 Life Safety Code, NFPA 70-NEC and OSHA
- California Energy Commission (CEC) Title 20 Compliant
- Buy American Act compliant

WARRANTY

- 5 year limited warranty - view complete warranty terms online at www.evenlite.com/terms-warranty.

ORDERING GUIDE

Example: RZR3-EM-R-1-WH-CN-SD

MODEL	OPERATION	LETTER COLOR	NO. OF FACES	FINISH	MOUNTING
RZR3	AC AC Only (120/277 VAC)	R Red	1 Single	BA All Brushed Aluminum	1B Back Mount, No Canopy
	EM Battery Backup	G Green	2 Double	BK All Black	CN Canopy Universal, Top, Left, Right End
			U Universal ¹	WH All White	PA 12" Hang Straight Pendant Mount
				BR Painted Brass	PB 24" Hang Straight Pendant Mount
				CC Custom Color ²	PC 36" Hang Straight Pendant Mount
					PD 48" Hang Straight Pendant Mount
					PE 60" Hang Straight Pendant Mount
					PF 72" Hang Straight Pendant Mount
					REC Recessed Wall Mount ³
RZR3					

OPTIONS		COMPATIBLE REMOTE HEADS ⁹		ORDERING NOTES
OPTIONS				
SD Self-Test/Self-Diagnostic ⁴		M990010 Wire Guard ¹¹		<ol style="list-style-type: none"> Universal includes two faces, backplate and canopy Specify Color by RAL # or Manufacture detail Only available as a Single Face Configuration EM models only Flash in Emergency Mode (EM Models) or Continuous Flash (AC models) On 12-24V (AC or DC). Normally-off Fire Alarm signal (AC or EM models) Field Selectable 120 or 277 VAC (AC models only) Vandal-resistant snap lock clear polycarbonate cover. Available for Single or Double face signs in all mounting configurations. Listed for floor proximity installation Order separately Remote Lamp Head Options. Order Separately (Not to exceed 2 watts per master sign) Wall mount only Requires RZR3-SD option – Order RZRR3 separately. See data sheet. Requires RZR3-SD option – Order Ray-RH or PRW1.5 separately. See data sheet.
IR Self-Diagnostics with Infrared Remote Testing ⁴		TCRH1 1 Watt Single Indoor LED Head		
F Flash in Emergency Mode ⁵		TCRH2 1 Watt Each Double Indoor LED Head		
FA Flash in AC and Emergency mode ⁶		PRWLED1MV 1 Watt Single Outdoor LED Head		
DK Two Circuit Input ⁷		PRWLED2MV 1 Watt Each Double Outdoor Remote Head		
RS Razor Polycarbonate Security Cover ⁸				
TLRT Infrared Transmitter ⁹				
REX Configured as Master to Power an Optional Remote Razor RZRR3 Exit ¹²				
RL Configured as Master to Power Optional Remote Heads ¹³				

Fill in fields from categories above and complete type and part number.

Type No: _____ Full Part No: _____

ADDITIONAL IMAGES



WHITE HOUSING FINISH
Wall Mount



BLACK HOUSING FINISH
Wall Mount



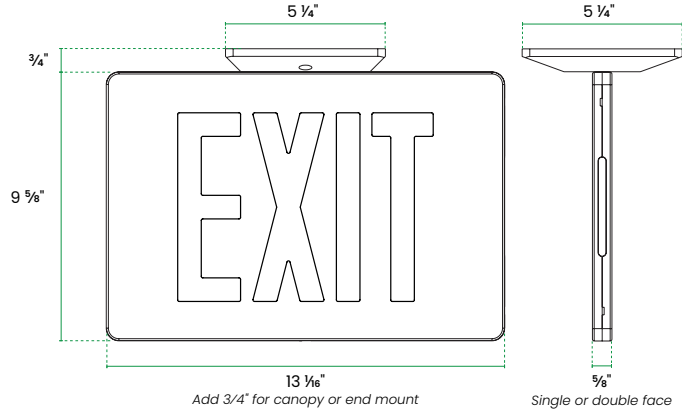
WHITE HOUSING FINISH
Recessed Wall Mount



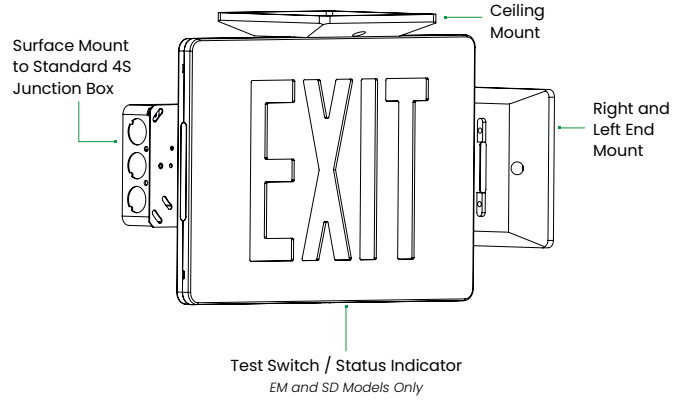
BRUSHED ALUMINUM FINISH
With Hang Straight Pendant

DIMENSIONS & MOUNTING

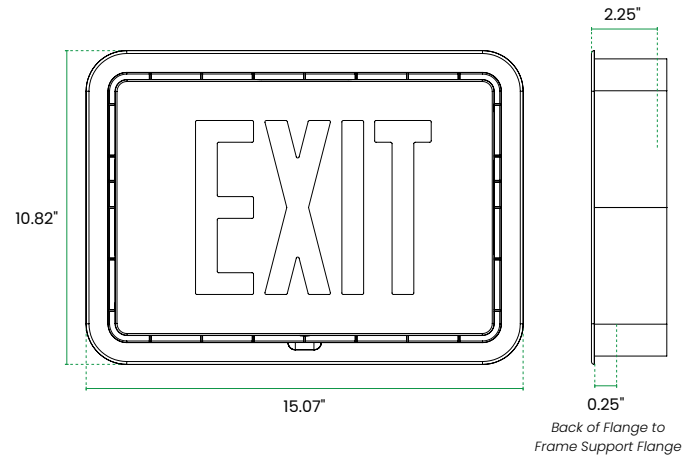
SURFACE MOUNT



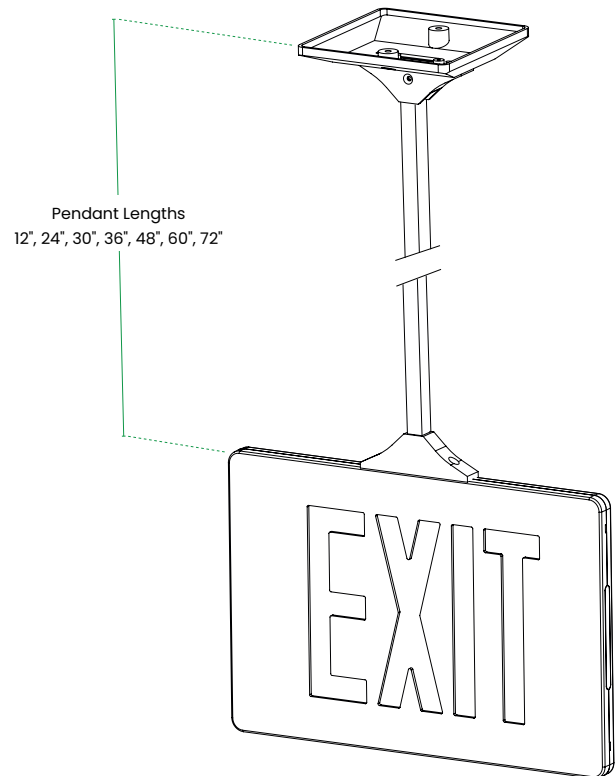
UNIVERSAL MOUNT



RECESSED MOUNT

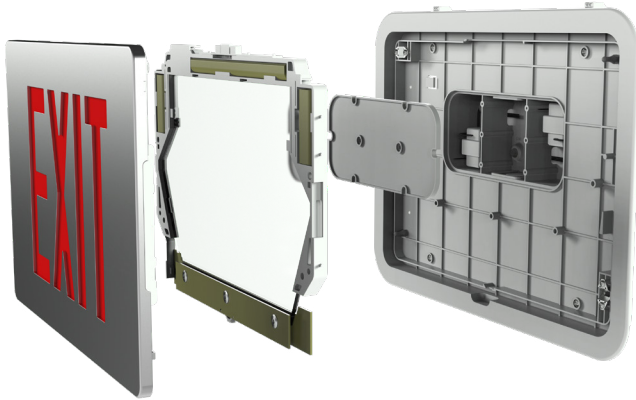


PENDANT MOUNT

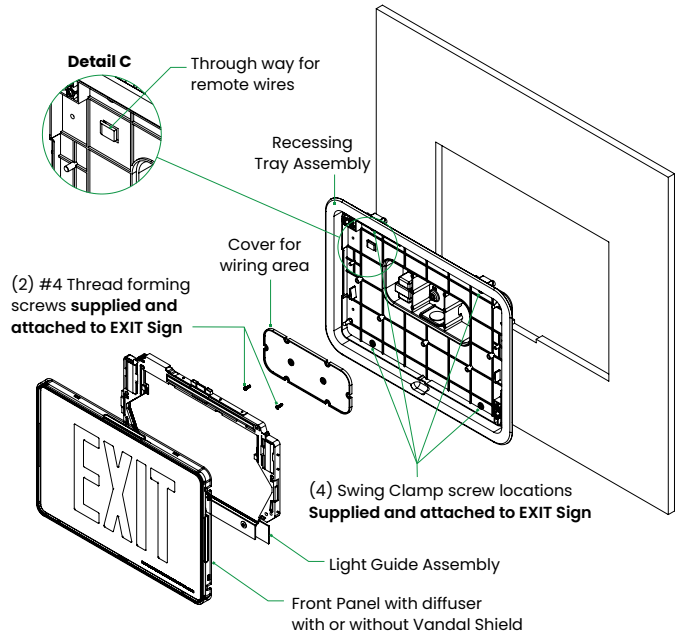


RECESSED WALL MOUNTING DETAILS

CONSTRUCTION VIEW




CONSTRUCTION DIAGRAM



SURFACE MOUNTING DETAILS

CONSTRUCTION VIEW



OPTIONS & ACCESSORIES



POLYCARBONATE SECURITY COVER



OPTIONAL PRWLED1MV
Outdoor LED Remote Lamp Head



OPTIONAL TCRH1
Indoor LED Remote Lamp Head